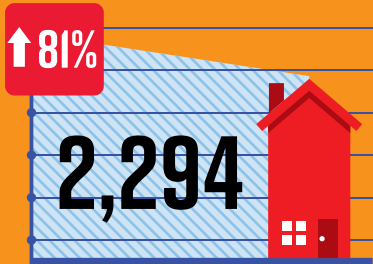


NAPLES AREA REAL ESTATE ACTIVITY

June 2022 compared with June 2021 (percent reporting using rounded figures)




OVERALL INVENTORY



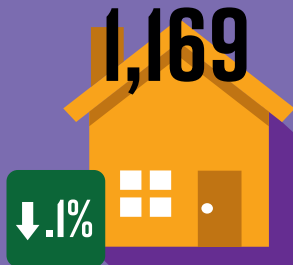
OVERALL PENDING SALES



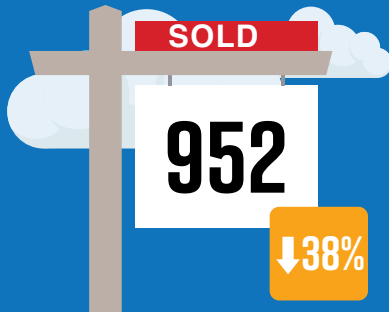
MEDIAN CLOSED PRICE



NEW LISTINGS



OVERALL CLOSED SALES



DAYS ON MARKET

