

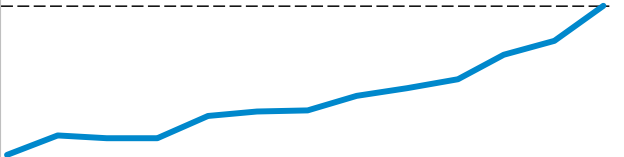







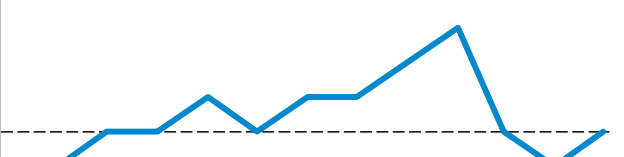







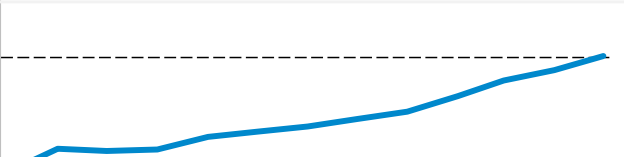



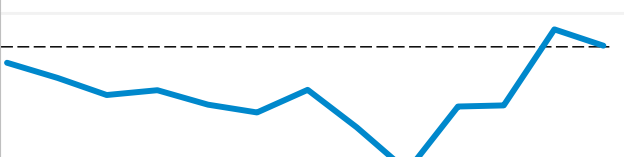



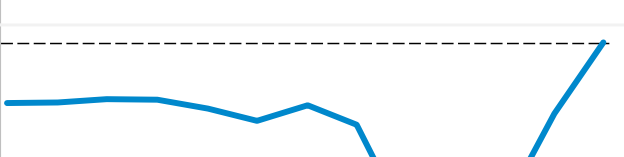







April 2022 Market Review

Single Family Residence, Condo/Townhouse ▾ 6 Cities selected

▾ 13 months YTD

Compared to April 2021		Compared to March 2022		April 2022 ▾
	42.5% 		7.5% 	Median Sales Price \$449,000
	-19.5% 		-2.1% 	Closed Sales 742
	20.0% 		20.0% 	Median Days on Market 6
	0.6% 		-0.0% 	List Price Received 100.4%
	42.7% 		3.8% 	Sold \$/SqFt \$263
	5.3% 		-4.6% 	New Listings 909
	7.5% 		8.9% 	Active Inventory 1,566
	33.6% 		11.2% 	Months Supply of Inventory 2.1

Data included is for Lee and Hendry County, excluding Bonita Springs & Estero.

