

NAPLES AREA REAL ESTATE ACTIVITY

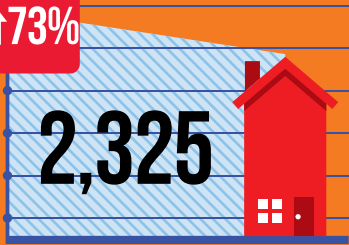
October 2022 compared with October 2021 (percent reporting using rounded figures)



OVERALL INVENTORY

↑73%

2,325



OVERALL PENDING SALES

673


↓43%



MEDIAN CLOSED PRICE

\$555,000


↑23%



NEW LISTINGS

908

↓14%



OVERALL CLOSED SALES

662

↓25%



DAYS ON MARKET

41

↑71%

