


NAPLES AREA REAL ESTATE ACTIVITY

January 2022 compared with January 2021 (percent reporting using rounded figures)




OVERALL INVENTORY




OVERALL PENDING SALES



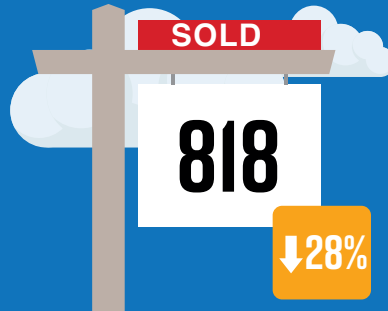
MEDIAN CLOSED PRICE



NEW LISTINGS



OVERALL CLOSED SALES



DAYS ON MARKET

